




Our non-financial KPIs for 2018 are as follows:

Key

 On Target
  In line with target
  Under target

Focus area	Description	Target	2018 Performance
Health & Safety	LTI/MTI rate	Total reportable injury rate LTI/MTI per 200,000 hours worked (≤2017)	0.23 
	Total inbound electricity consumption per site (Gwh)	Total inbound electricity consumption per site (≤2017)	589.04 
Environmental Impact	Total inbound water consumption per site (m³)	Total inbound water consumption per site (≤2017)	579.55 
	Radioactive material for disposal (m³) – operating	Radioactive waste for disposal generated from operating plants (≤2017)	567.19 
	Conventional waste (hazardous/non-hazardous) from operating plants to landfill and incineration (tonnes) – operating	Conventional waste from operating plants to landfill and incineration (≤2017)	217.16 
Supplier of Choice	Missed deliveries	0	0 
	Customer complaints	0	0 
Employee Engagement	% Employees who are 'Engaged and/or Committed'	> Global benchmark	80.2% 
Community Engagement	Science education (through Richie educational programme)	Physical workshops: 5,000 reach (No. of students)	8,412 
		Digital downloads: 25,000 reach (No. of students)	91,545 